







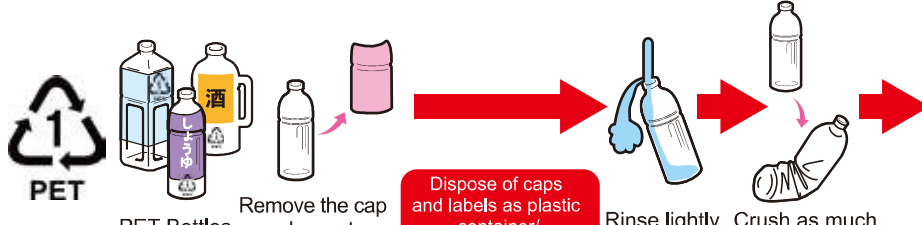



Carefully separate your **recyclables** and **garbage** and follow the rules for disposing of them.

Type	Main categories (Examples)	Bag designated
Burnable Garbage Collection Area	Burnable Garbage  <p>Kitchen waste <i>*Dry them thoroughly</i></p> <p>Paper diapers <i>*Must be cleaned</i></p> <p>Fallen leaves, grass, branches, and wood chips</p> <p>Ready-to-eat food packs</p> <p>Mayonnaise and toothpaste tubes</p>	
	Recyclables Plastic Containers and Packaging  <p>Instant ramen containers</p> <p>Food trays</p> <p>Convenience store lunch box containers</p> <p>Shampoo and conditioner bottles</p> <p>Disposable shopping bags and snack bags</p>	
Non-Burnable Garbage Collection Area	Non-Burnable Garbage  <p>Glassware</p> <p>Plates and bowls</p> <p>Plastic buckets</p> <p>Lighters <i>*Use up all of the gas inside.</i></p> <p>Toasters</p> <p>Blades and broken mirrors <i>*Wrap them in sturdy paper and write what's inside on the paper.</i></p>	
	Recyclables Empty Cans and Metals  <p>Aluminum and steel cans</p> <p>Pots, kettles, and frying pans <i>You can dispose of these without removing the handles and knobs.</i></p> <p>Spoons / Forks / Knives</p> <p>Spray cans <i>Please use up all the contents of spray cans! You don't have to put holes in these.</i></p>	
	Recyclables PET Bottles  <p>PET</p> <p>PET Bottles</p> <p>Remove the cap and easy-to-remove label</p> <p>Dispose of caps and labels as plastic container/packaging waste</p> <p>Rinse lightly</p> <p>Crush as much as possible</p>	

- Please dispose of recyclables and garbage by 8:30 a.m. on the collection day.
- Always put them in the designated garbage bags and tie them up before disposing in collection area.
- Items longer than 60 cm that do not fit in the designated garbage bags, or those weighing more than 6 kg, are considered large garbage items.