

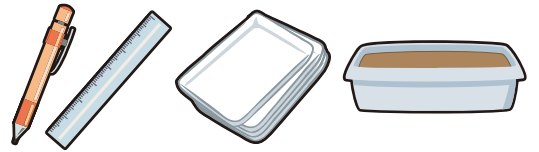
Plastic Containers and Packaging

Put them in the **burnable garbage** collection area by 8:30 a.m. on the collection day.



Plastic containers and packaging are plastic items that contained products (containers) or were used to wrap them (packaging) that are no longer needed once the items are used.

When we recycle the things we collect,




Pens and rulers **Trays** **Planters**
they're reborn as new plastic products!


Key points for disposal!



Look for this mark!
*Not all items are marked.



Rinse them lightly to remove dirt.



Put them in a bag and dispose of them.

Everyone should rinse and recycle!

Cups, trays, and packaging



Instant ramen containers



Food trays



Convenience store lunch box containers

Bags and plastic wrap



Disposable shopping bags and snack bags



Plastic wrap from lunch boxes

*You don't have to remove the stickers that are on the plastic wrap.

Bottles




Shampoo and conditioner bottles

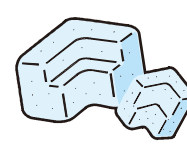


Detergent bottles

*Please dispense unused product onto a newspaper or rag and dispose of it with burnable garbage.



Caps and labels



Cushioning



Blister packs

Other items


Items not covered (Items that are hard to clean and plastic products other than containers and packaging)

Dispose of these as burnable garbage.



Plastic containers and packaging that are hard to clean, such as tubes

Dispose of these as non-burnable garbage.



Plastic products themselves

Dispose of these as PET bottles.



PET bottles (Excluding caps and labels)

Disposal method and cautions

- Please put the items into a bag designated for recyclables, tie it up, and dispose of it.
- Rinse the items lightly. If the dirt won't come off, dispose of them as burnable garbage.
- Lighters and blades are non-burnable garbage. Never put them in with recyclables.