

# Empty Cans and Metals

Recyclables

Put them in the **non-burnable** garbage collection area by 8:30 a.m. on the collection day.



## Covered items (Main categories)



Aluminum and steel cans



Pots, kettles, and frying pans

You can dispose of these without removing the handles and knobs.



Spray cans

You don't have to put holes in these.

**Please use up all the contents of spray cans!**

\*When using it up, do so in a well-ventilated outdoor area away from fire.

If you can't use it up, please check the city's website for assistance. Page ID: 1027574

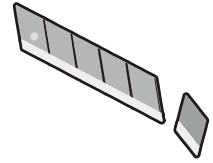
## Items that cannot be disposed of as empty cans or metals (Examples)



Kitchen knives



Razors



Box cutter blades

Items such as kitchen knives and razors are dangerous, so please wrap them in sturdy paper, write what's inside on the paper, and dispose of them as non-burnable garbage.



## Disposal method and cautions

- Please put the items into a bag designated for recyclables, tie it up, and dispose of it.
- Lightly rinse cans that contained drinks or food.
- Please use up all the product in cassette gas cylinders and spray cans.
- Items longer than 60 cm that do not fit in the designated garbage bags, or those weighing more than 6 kg, are considered large garbage items.

Recyclables

# PET Bottles

Put them in the **non-burnable** garbage collection area by 8:30 a.m. on the collection day.




## Covered items (Main categories)



PET bottles containing drinks, soy sauce, alcohol, etc.




PET bottles have this mark on their label or on the bottom of the bottle.



Remove the cap and easy-to-remove label



Rinse lightly



Crush as much as possible



## Disposal method and cautions

- Please put the items into a bag designated for recyclables, tie it up, and dispose of it.
- Empty the contents before disposing of them.
- Remove the caps and labels and dispose of them as plastic containers and packaging. If you can't remove them, you can dispose of them as is.